

AMERICAN RANGE

QUALITY PROFESSIONAL COOKING EQUIPMENT

PERFORMER SERIES

24", 30", 36", 48" and 60" Slide-In Cooktops with Open Gas Burners




AROBSC-T-424



AROBSC-T-430



AROBSC-T-636



AROBSC-T-648GD



AROBSC-T-660GDGR

DESIGN



CLASS



FUNCTION

DESIGNED & BUILT IN USA
PROFESSIONAL COOKING EQUIPMENT

PERFORMER RESIDENTIAL GAS SLIDE IN COOKTOPS

COOK TOP FEATURES

- 3 sizes of burners to serve your everyday needs: 25,000 BTU (lg), 18,000 BTU (med), 12,000 BTU (sm)
- Stainless Steel Island Back Trim included & installed
- Continuous commercial-grade cast iron grates allow for easy transfer of pots and pans across the cooking surface
- True commercial lift-off burners deliver exceptional performance at every power level and provide for easy cleaning
- Variable infinite flame settings for all open burners
- Porcelainized burner pans catch spills and lift out for easy cleaning
- Slide-out Stainless Steel tray catches spills
- Analog controls provide easy, push and turn operation ensuring child safety
- Heavy duty metal die-cast black satin knobs with chrome bezels
- Automatic, electronic ignition with fail-safe system ensures re-ignition in the event the flame goes out, even on the lowest burner setting

TECHNICAL SPECIFICATIONS

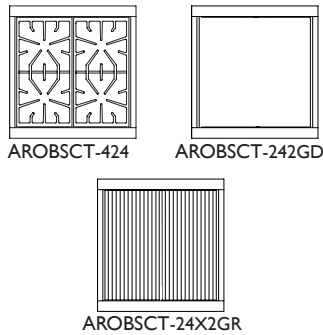
Surface Burner Rating	25,000 BTU (lg)	18,000 BTU (md)	12,000 BTU (sm)
Total Gas Connection Rating per model #	AROBST-424	80,000 BTU	4 burners
	AROBST-242GD	40,000 BTU	dbl griddle
	AROBST-24X2GR	36,000 BTU	dbl grill
	AROBST-430	80,000 BTU	4 burners
	AROBST-636	123,000 BTU	6 burners
	AROBST-436GD	100,000 BTU	4 burners, griddle
	AROBST-436GR	98,000 BTU	4 burners, grill
	AROBST-848	166,000 BTU	8 burners
	AROBST-648GD	143,000 BTU	6 burners, griddle
	AROBST-448X2GR	116,000 BTU	4 burners, dbl grills
	AROBST-448GDGR	118,000 BTU	4 burners, griddle, grill
	AROBST-4482GD	120,000 BTU	4 burners, dbl grill
	AROBST-648GR	141,000 BTU	4 burners, grill
	AROBST-660GDGR	161,000 BTU	6 burners, griddle, grill
AROBST-6602GD	163,000 BTU	6 burners, dbl griddle	
AROBST-660X2GR	159,000 BTU	6 burners, dbl grill	
Gas Supply	7" W.C. Natural, 11" W.C. Propane		
Electrical Supply	120 VAC 15 AMP 60 Hz Single Phase		
Shipping Weight	80 Lbs.		

ACCESSORIES & OPTIONS

Accessories	Model - AROBST-424	AROBST-430	AROBST-636	AROBST-648	AROBST-6602
1" Standard Fabricated Island Back	ARR-24SIB-P	ARR-30SIB-P	ARR-36SIB-P	ARR-48SIB-P	ARR-60SIB-P
1" Welded Island Back	ARR-24IB-P	ARR-30IB-P	ARR-36IB-P	ARR-48IB-P	ARR-60IB-P
4" Stub Back	ARR-2445B-P	ARR-3045B-P	ARR-3645B-P	ARR-4845B-P	ARR-6045B-P
20" High Back with Shelf	ARR-2421HBS-P	ARR-3021HBS-P	ARR-3621HBS-P	ARR-4821HBS-P	ARR-6021HBS-P
12" Griddle Cover	ARR-GDCOV24-P	N/A	ARR-GDCOV12-S-P	ARR-GDCOV12-S-P	ARR-GDCOV12-S-P
12" Grill Cover	ARR-GRCOV24-P	N/A	ARR-GRCOV12-P	ARR-GRCOV12-P	ARR-GRCOV12-P
12" Removable Heavy Duty Griddle Plate	N/A	ARR-PGP12-P	APR-PGP12-P	APR-PGP12-P	APR-PGP12-P
24" Removable Heavy Duty Griddle Plate	ARR-PGP24-P	N/A	APR-PGP24-P	APR-PGP24-P	APR-PGP24-P
24" Griddle Cover	N/A	N/A	ARR-CUTB-12-P	ARR-GDCOV24-S-P	ARR-GDCOV24-P
24" Grill Cover	N/A	N/A	N/A	ARR-GRCOV24-P	ARR-GRCOV24-P
12" Cutting Board	ARR-CUTB-12-P	ARR-CUTB-12-P	ARR-CUTB-12-P	ARR-CUTB-12-P	ARR-CUTB-12-P
11" Mirror Chrome Flat Griddle Plate	N/A	N/A	MC11-FS-P	MC11-FS-P	MC11-FS-P
11" Mirror Chrome Grooved Griddle Plate	N/A	N/A	MC11-GG-P	MC11-GG-P	MC11-GG-P
22" Mirror Chrome Flat Griddle Plate	N/A	N/A	N/A	MC22-FS-P	MC22-FS-P
22" Mirror Chrome Left Flat & Right Grooved Griddle Plate	N/A	N/A	N/A	MC22-HG-P	MC22-HG-P
22" Mirror Chrome Grooved Griddle Plate	N/A	N/A	N/A	MC22-GG-P	MC22-GG-P
22" Mirror Chrome Griddle Plate w/ Flavor Separator at Center	N/A	N/A	N/A	MC22-SP-P	MC22-SP-P
Wok Adapter for Burner Grate	ARR-WOK-P	ARR-WOK-P	ARR-WOK-P	ARR-WOK-P	ARR-WOK-P

N = Natural Gas Must ship from factory with proper gas type
L = LP Gas Must provide **N** or **L** after model number for type of gas needed.
Example: ARR-304-DF-L represents unit to be built for LP gas.
Note: Must specify elevation if over 1000 ft when ordering.

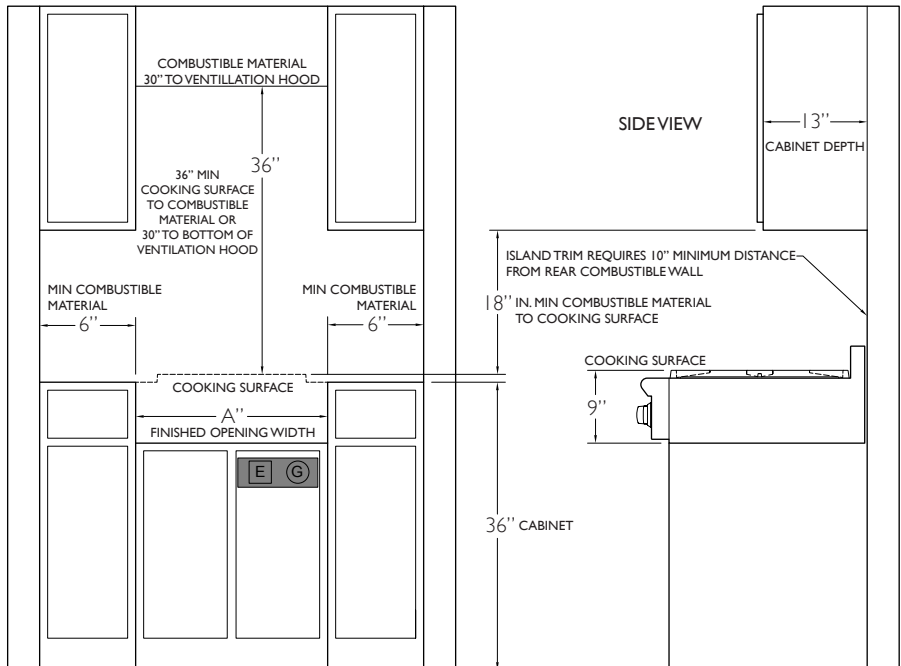
SCALE: NOT TO SCALE



ELECTRICAL OUTLET-STANDARD 3 PRONG 120V ALLOW FOR SHUT OFF VALVE AT GAS OUTLET ISLAND PENINSULA INSTALLATIONS REQUIRE A 10" MINIMUM CLEARANCE FROM BACK OF RANGE TO A COMBUSTIBLE SURFACE NO SIDE WALL ABOVE COOKING SURFACE

SIZE	"A" DIMENSION
24"	24"
30"	30"
36"	36"
48"	48"
60"	60"


FRONT VIEW



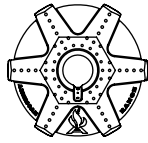
(E) RECOMMENDED LOCATION OF GAS AND ELECTRICAL SUPPLY
 ISLAND OR PENINSULA INSTALLATIONS 10" MINIMUM CLEARANCE FROM BACK OF RANGE TO COMBUSTIBLE SURFACE
 ISLAND TRIM 0 IN. CLEARANCE TO NON COMBUSTIBLE SURFACE
 NO SIDE WALL ABOVE COOKING SURFACE

BURNER CONFIGURATIONS


● 25,000 BTU (lg) ● 18,000 BTU (md) ● 12,000 BTU (sm)



LARGE




MEDIUM

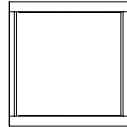


SMALL

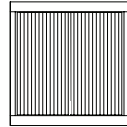
* On LP gas units, the small burner uses a "medium" burner head. However, it is configured to run at "small" 12,000 BTU levels, so simmer performance is the same as Natural Gas units.




AROBSCT-244




AROBSCT-242GD



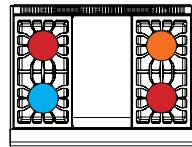
AROBSCT-24X2GR




AROBSCT-430




AROBSCT-636




AROBSCT-436GD



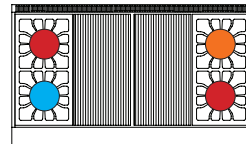
AROBSCT-436GR



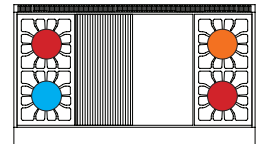
AROBSCT-848



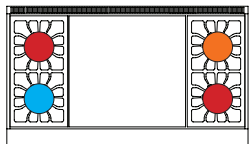
AROBSCT-648GD




AROBSCT-448X2GR



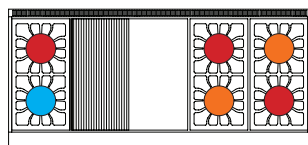
AROBSCT-448GDGR



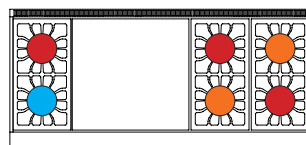
AROBSCT-4482GD



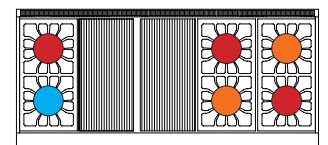
AROBSCT-648GR



AROBSCT-660GDGR



AROBSCT-6602GD



AROBSCT-660X2GR